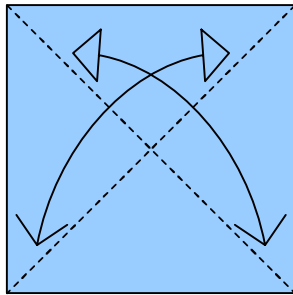


Rota Coaster II by John Horigan, copyright © 2005

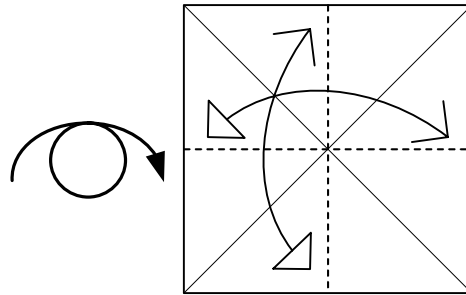
This work is licensed under the Creative Commons Attribution-ShareAlike License. To view a copy of this license, visit <http://creativecommons.org/licenses/by-sa/2.0/> or send a letter to Creative Commons, 559 Nathan Abbott Way, Stanford, California 94305, USA.

①



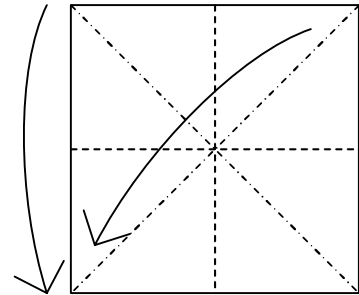
Fold and unfold and turn over

②



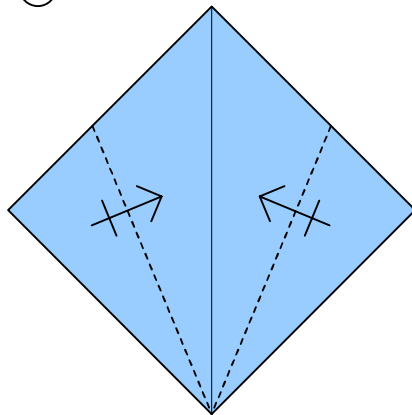
Fold and unfold

③



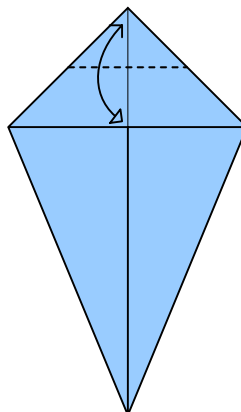
Fold a preliminary base

④



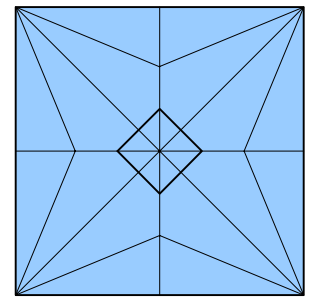
Fold flaps on both sides

⑤



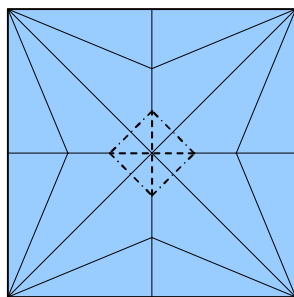
Fold and unfold

⑥



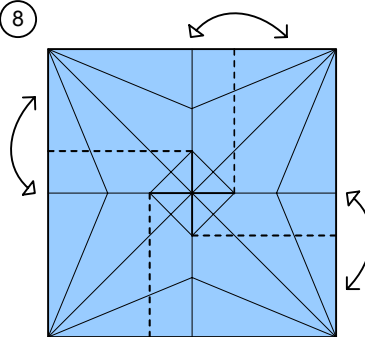
Unfold and lay flat

⑦



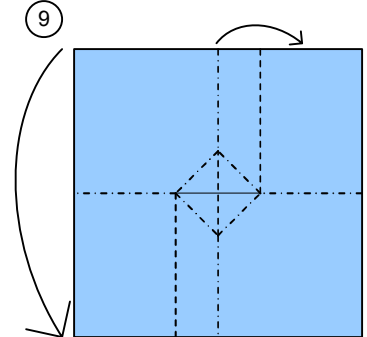
Refold existing creases

⑧



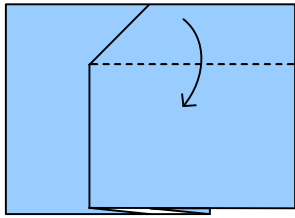
Make four "pinwheel" creases

⑨



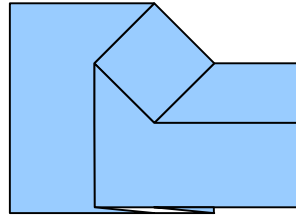
Mountain fold in half, pleating each side as shown (very center pushes inward).

9

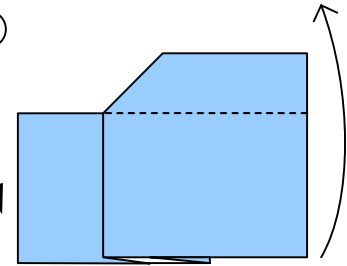


Fold down flap, but do not make a crease

10

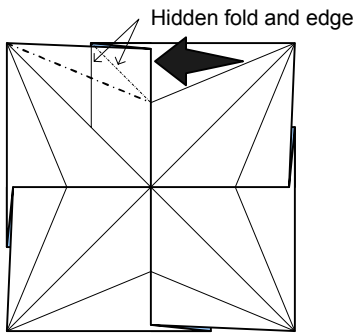


11



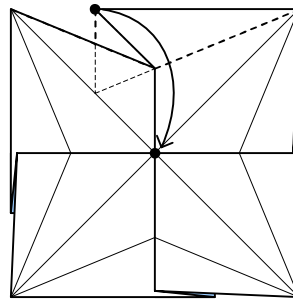
Fold up on existing crease

12



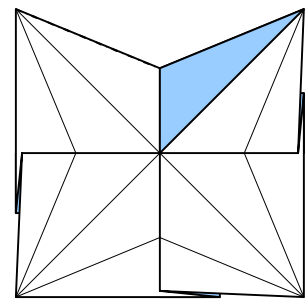
Push in corner of flap.

13



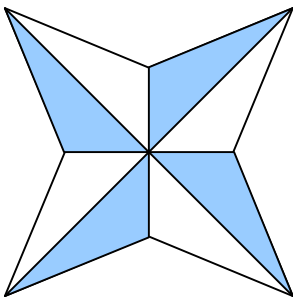
Open flap and tuck in.

14

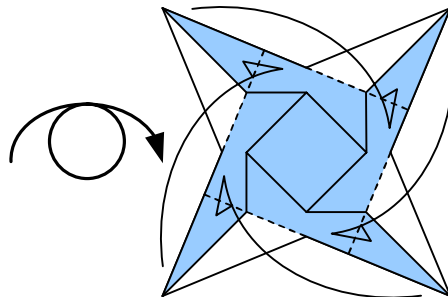


Repeat 12 & 13 on other three sides.

15

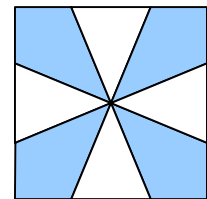


16



Fold behind and tuck flaps to lock.

17



Finished coaster